

Workstation


423 & 430 Wall Cabinets



430
Wall Cabinet Workstation

Designed to provide modern aesthetics and best-in-class performance, our point-of-care cabinet workstations feature an advanced keyless entry system, exceptional serviceability, and are an ideal solution for clinical documentation in patient rooms and hallways.

Electronic lift
Available 15" of height adjustment for sit to stand interaction (430 only)



Proximity sensor
Detects when clinician has walked away and automatically closes the workstation (430 only)




Work Surface
Generous work surface features dedicated pen and mouse storage



Pin Code Locking
Advanced keyless entry system



Wall Cabinet



Finishes compliment a wide range of decor



Standard auto on/off task light reduces visual strain during nighttime use



Protective outer frame




423
Wall Cabinet Workstation


423 & 430 Specifications

- Internal cable management
- Tech box CPU storage: 2.6"h x 9.9"w x 10"d; 7.1 lbs
- Tech box security: single key lock
- Dual port pre-wired USB to keyboard drawer for keyboard and mouse
- 2 step installation; mounting plate and cabinet
- 423 work surface: 20.5"w x 10"d
430 work surface: 24"w x 8"d
- Integrated wrist rest
- Keyboard extends 14.5" from monitor
- Integrated task light with auto on/off with work surface closure
- Auto log off or screen saver with work surface closure

Standard Finish Options



Chocolate Pear



Blossom Cherry



Natural Maple

Finish Options (minimum order*)



Rustic Cherry

*Minimum order quantities may be required based on cabinet size and finish selection, please inquire with your Capsa Representative regarding availability

Optional Features

Electronic Height Adjustment (430 only)

- 15" Range of motion
- Push button control

Automated Work Surface Retraction (430 only)

- Proximity sensor initiates closure when end user leaves the workstation
- Adjustable delay from 15 seconds to 15 minutes

Pin Code Locking

- 4-digit PIN Code
- 128 Unique PIN Code capacity
- Managed locally or over network
- Manual Override Key

Suited For

- Bedside documentation
- Hallway access point for EMR
- Clinical documentation
- Medication and supply preparation
- Patient registration
- Physician order entry/rounds
- Med/Surg, Emergency, Ambulatory/Outpatient, OR's, ICU, Clinics